

Drive North  $\frac{1}{2}$  mile  
on Topeka Boulevard  
from Highway 24.  
Turn right onto NW  
Walnut Grove Road.  
Just a few quick  
minutes from  
downtown Topeka.

BRAND  
NEW

# Woodland Park

APARTMENT HOMES AT SOLDIER CREEK

122 NW Walnut Grove Road, Topeka, KS 66617

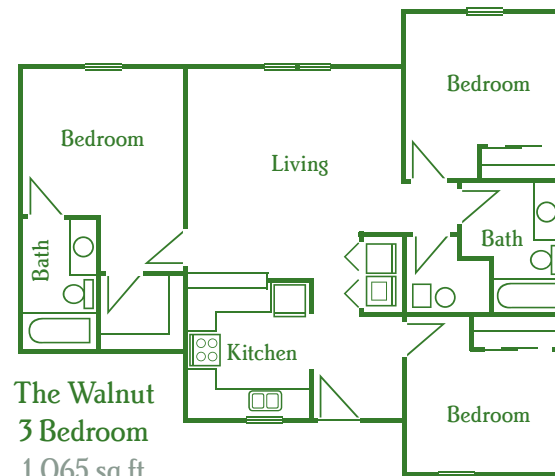
P 785.286.2295 F 785.286.1931

email: [woodlandparksc@afpmanagement.com](mailto:woodlandparksc@afpmanagement.com) web: [www.woodlandparktopeka.com](http://www.woodlandparktopeka.com)

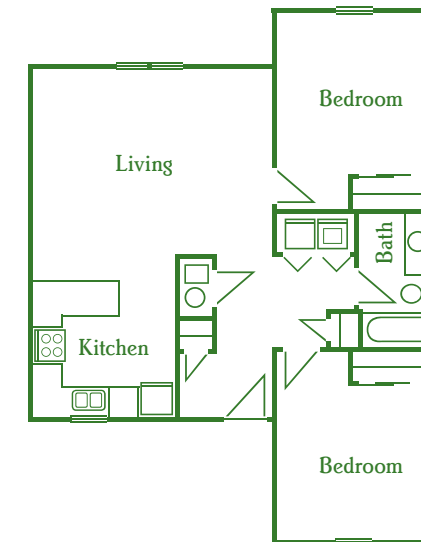
Developed by Hersh Development Company

# Welcome Home to Woodland Park at Soldier Creek

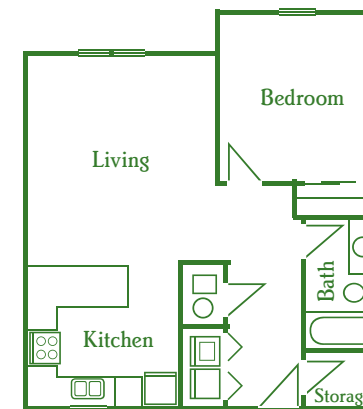
*If you are looking for a comfortable home in a beautiful community then Woodland Park at Soldier Creek is for you. Nestled in a tranquil setting, Woodland Park is Topeka's finest affordable housing community. Complete with all of the amenities you deserve, you will find it all at Woodland Park at Soldier Creek!*



**The Walnut**  
3 Bedroom  
1,065 sq ft



**The Magnolia**  
2 Bedroom  
925 sq ft



**The Redbud**  
1 Bedroom  
705 sq ft

## Community Features

- Clubhouse
- Community Room
- Pool
- Business Center
- Fitness Center
- Cardio Trail
- Garages
- Carports
- Car Wash
- Picnic Areas with Grill
- Playground

## Apartment Features

- Washer/Dryer
- Microwave
- Dishwasher
- Garbage Disposal
- Enormous Closets
- Oak Cabinetry
- Ceiling Fans
- Water Views